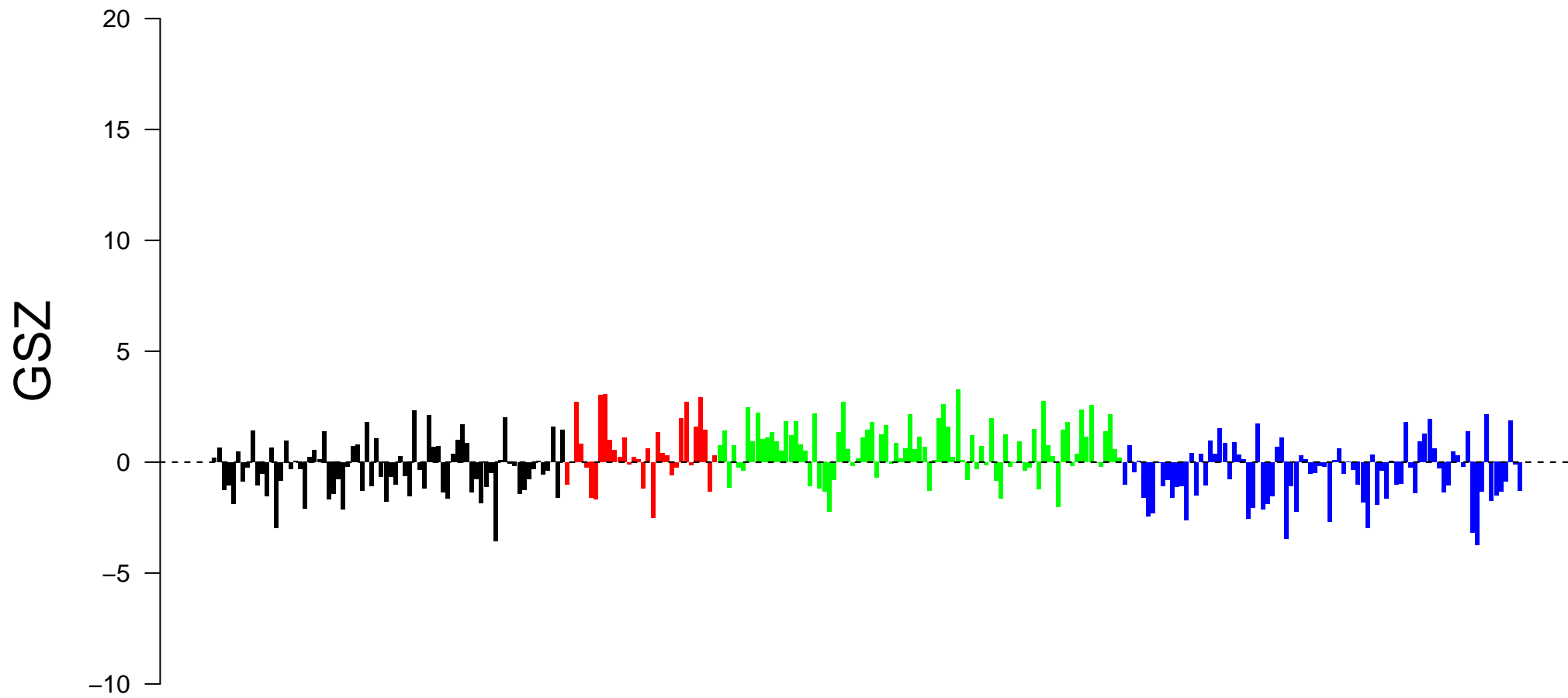
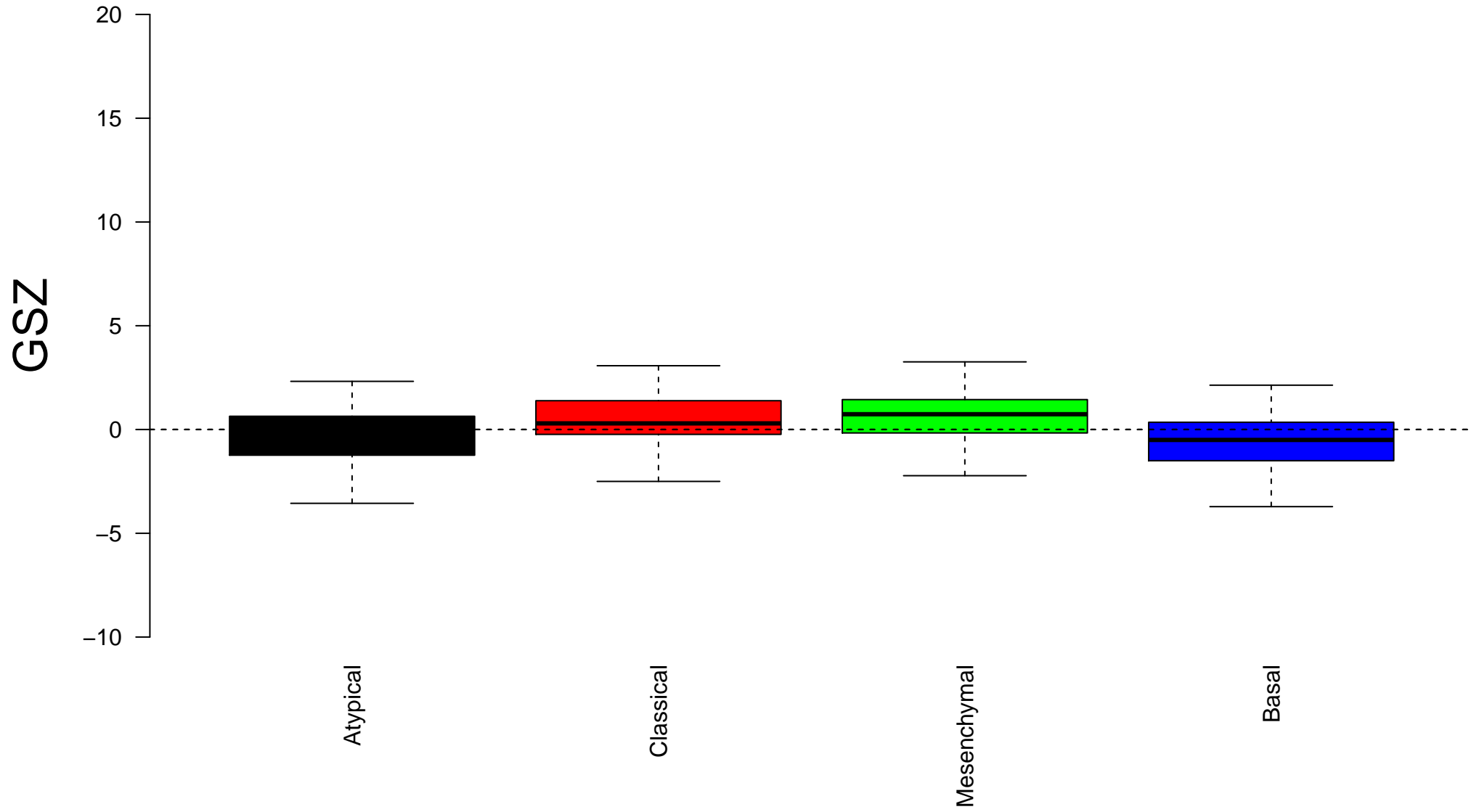


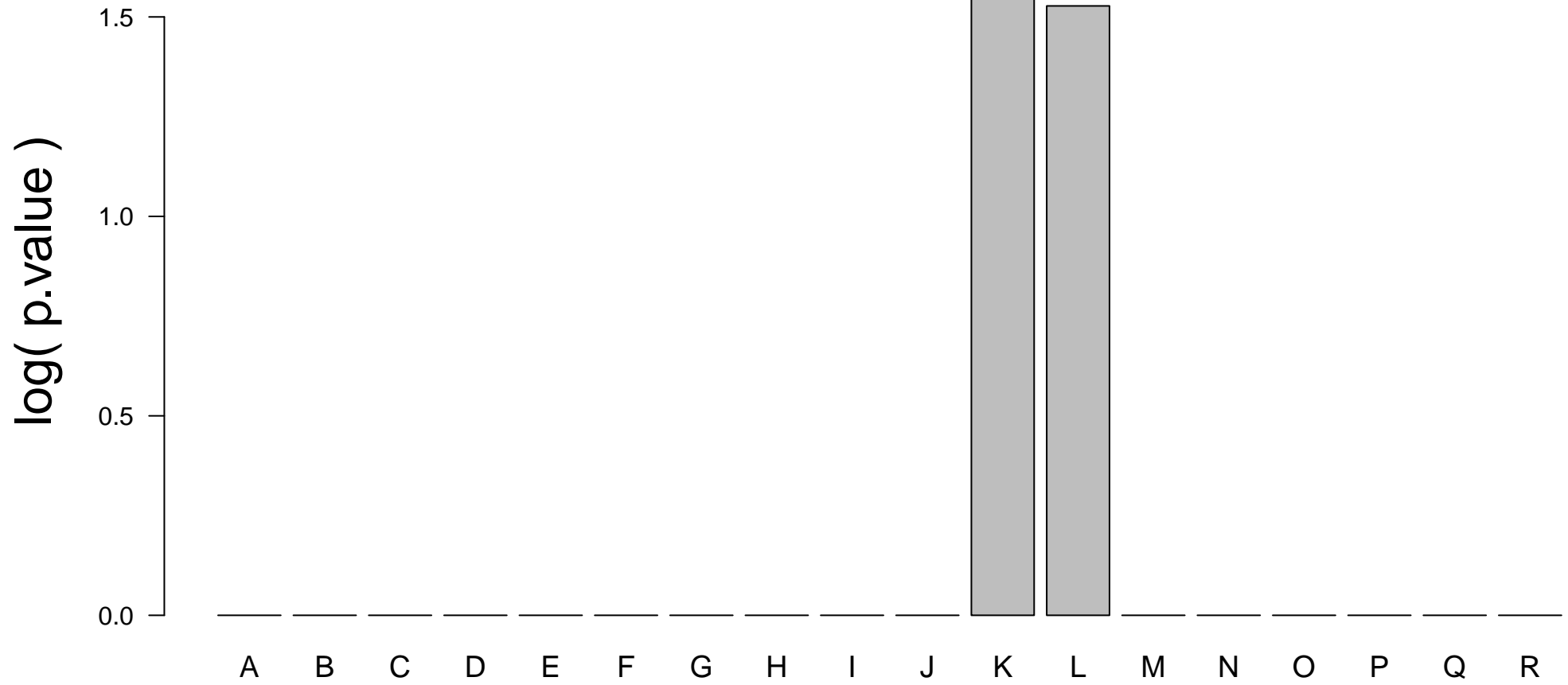
ZUCCHI_METASTASIS_UP




ZUCCHI_METASTASIS_UP



Enrichment in spots: ZUCCHI_METASTASIS_UP



Expression of ZUCCHI_METASTASIS_UP in Spot A



Expression of ZUCCHI_METASTASIS_UP in Spot B

Δe

1.5

1.0


0.5

0.0


-0.5

-1.0


-1.5



Expression of ZUCCHI_METASTASIS_UP in Spot C



Expression of ZUCCHI_METASTASIS_UP in Spot D



Expression of ZUCCHI_METASTASIS_UP in Spot E

Δe

1.5

1.0


0.5

0.0


-0.5

-1.0

-1.5



Expression of ZUCCHI_METASTASIS_UP in Spot F



Expression of ZUCCHI_METASTASIS_UP in Spot G

Δe

1.5

1.0


0.5

0.0


-0.5

-1.0


-1.5




Expression of ZUCCHI_METASTASIS_UP in Spot H



Expression of ZUCCHI_METASTASIS_UP in Spot I



Expression of ZUCCHI_METASTASIS_UP in Spot J



Expression of ZUCCHI_METASTASIS_UP in Spot K

Δe

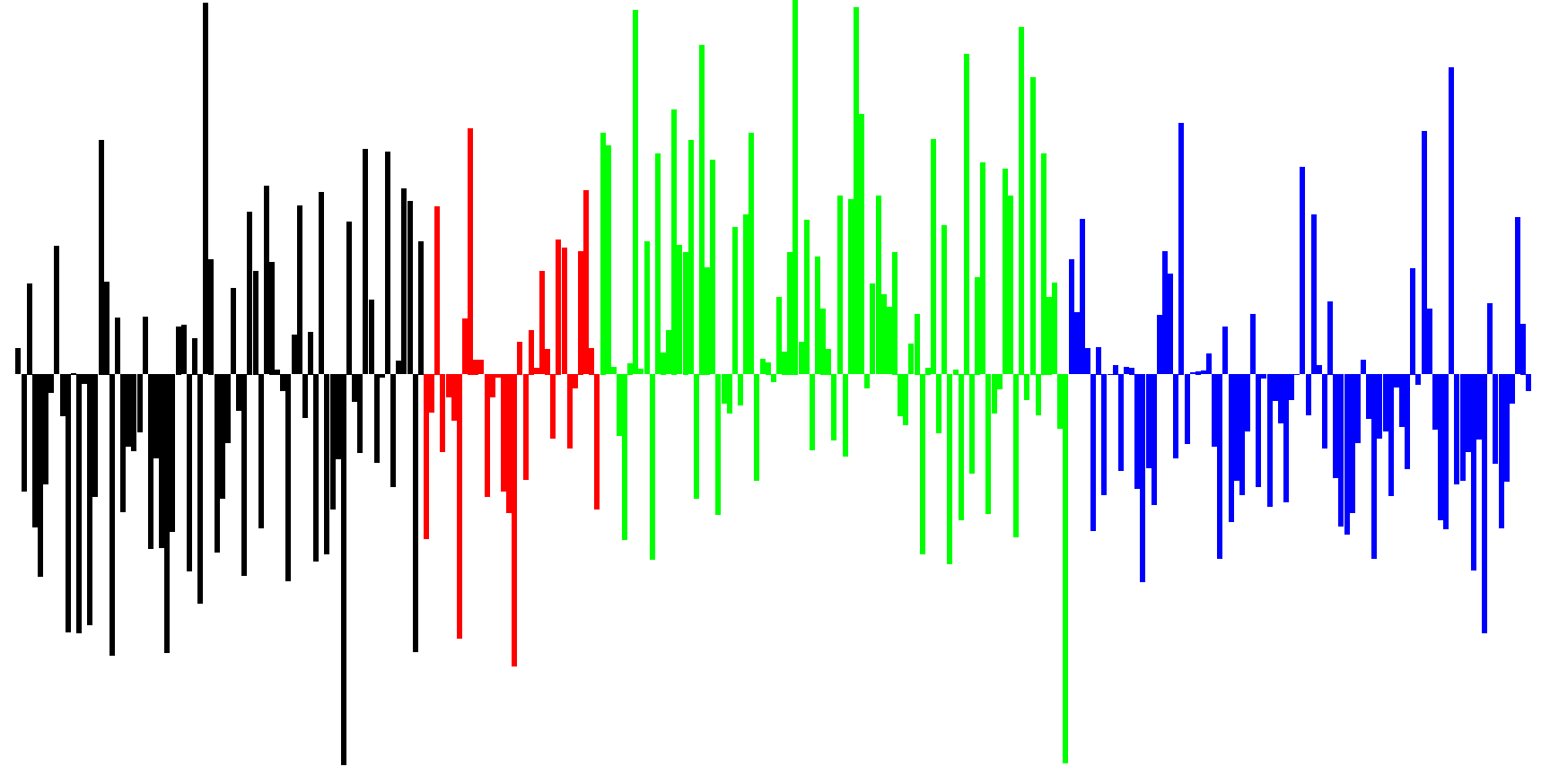
1.5
1.0
0.5
0.0
-0.5
-1.0
-1.5




Expression of ZUCCHI_METASTASIS_UP in Spot L

Δe


1.5
1.0
0.5
0.0
-0.5
-1.0
-1.5



Expression of ZUCCHI_METASTASIS_UP in Spot M



Expression of ZUCCHI_METASTASIS_UP in Spot N



Expression of ZUCCHI_METASTASIS_UP in Spot O

Δe

1.5

1.0


0.5

0.0


-0.5

-1.0

-1.5



Expression of ZUCCHI_METASTASIS_UP in Spot P



Expression of ZUCCHI_METASTASIS_UP in Spot Q

Δe

1.5

1.0


0.5

0.0

-0.5

-1.0

-1.5



Expression of ZUCCHI_METASTASIS_UP in Spot R

